

BENCHTOP CENTRIFUGE

ROTOFIX 32 A

RUGGED AND INDISPENSABLE

For decades, the ROTOFIX 32 A has set the standard in daily lab routine thanks to its versatility and solid construction. The benchtop centrifuge spins sample volumes up to 6 x 94 ml, 40 blood collection tubes or 8 x 50 ml conical tubes with a simple user interface. Hettich's cytology rotors are compatible with most existing funnel/slide systems and have bio-containment lids.



HIGHLIGHTS

- RPM: 500 - 6,000 min⁻¹
Adjustable in increments of 100
- max. RCF: 4,226
- max. capacity: 4 x 100 ml / 6 x 94 ml
- choice of 9 rotors
- easy operation with keypad
- 2 individual deceleration stages
- IVDR-conform according to regulation (EU) 2017/746

FEATURES

- metal housing and lid
- viewing port in the lid
- one-hand lid lock
- lid dropping protection
- emergency lid lock release
- stainless steel chamber
- automatic rotor recognition
- brushless drive
- error display
- imbalance monitoring and switch-off
- control panel with actual values of all parameters
- auditory message after completion of the centrifugation run

TECHNICAL DATA



ROTOFIX 32 A	
voltage *)	208 – 240 V 1 ~
frequency	50 – 60 Hz
consumption	300 VA
emission, immunity	EN/IEC 61326-1, class B
max. capacity	4 x 100 ml / 6 x 94 ml
max. RPM	6,000 min ⁻¹
max. RCF	4,226
running time	1–99 min, ∞ continuous run, short cycle mode (impulse button)
dimensions (WxDxH)	366x430x257 mm
weight	approx. 23 kg
noise level	52 dB (A) with rotor 1628
Cat. No.	1206

100 – 127 V 1 ~ / 50 – 60 Hz *)	1206-01
emission, immunity	FCC class B


*) Other voltages on request.

AVAILABLE ROTORS

SWING-OUT ROTORS

	angle	max. RPM	max. capacity	Cat. No.	page
 swing-out rotor, 4-place	90°	4,000 min ⁻¹	4x100 ml	1624	3
 swing-out rotor, 4-place	90°	4,000 min ⁻¹	4x100 ml	1324	6
 swing-out rotor, 6-place	90°	4,000 min ⁻¹	6x50 ml	1619	8
 swing-out rotor, 8-place	45°	4,000 min ⁻¹	8x50 ml	1617	8
 swing-out rotor, 8-place	90°	4,000 min ⁻¹	8x15 ml	1611	9
 swing-out rotor, 12-place	55° / 60° / 80°	4,000 min ⁻¹	12x15 ml	1628	9

ANGLE ROTORS

 angle rotor, 8-place	45°	4,000 min ⁻¹	8x50 ml	1418	10
 angle rotor, 6-place	35°	6,000 min ⁻¹	6x85 ml	1620A	11
 angle rotor, 12-place	35°	6,000 min ⁻¹	12x15 ml	1613	12

SWING-OUT ROTOR, 4-PLACE | 1624



Rotor

max. RPM max. RCF	4,000 min ⁻¹ 2,451
max. capacity	4 x 50 ml
run-up run-down, braked in sec	22 25
angle max. noise level	90° 55 dB (A)
Cat. No.	1624



Vessels

capacity in ml	5	5	6	7	9	9	15	15	20	25	45	50
Ø x L in mm	12x75	12x75	12 x 82	12 x 100	14 x 100	14 x 100	17 x 100	17 x 100	21 x 100	24 x 100	31 x 100	34 x 100
max. RCF ²⁾	2,218	2,164	2,343	2,343	2,308	2,415	2,308	2,451	2,361	2,451	2,361	2,451
radius in mm	124	121	131	131	129	135	129	137	132	137	132	137

Cat. No.	tubes²⁾											
	with decanting aid		with decanting aid	with decanting aid		+ 0701						
Carrier												
boring Ø x L in mm	12 x 75	13.5x65	12.5x71.5	12.5x71.5	14.6x74	14.6x78	17.6x71.5	17.6x78	21.5x74	26x78	32x74	35x78
vessels per rotor	16	68	16	16	20	40	16	28	8	8	4	4
Cat. No.	1369-91	1372	1369-92	1369-92	1370	1741	1369	1742	1346	1745	1345	1746

Vessels

capacity in ml	1.1–1.4	2.6–3.4	4–5.5	4.9	1.6–5	4–7	4–7	8.5–10	30	1–8
Ø x L in mm	8 x 66	13 x 65	15 x 75	13 x 90	13 x 75	16 x 75	13 x 100	16 x 100	26 x 95	simple / multiple
max. RCF ²⁾	2,415	2,325	2,325	2,451	2,325	2,325	2,451	2,451	2,451	1,646
radius in mm	135	130	130	137	130	130	137	129	137	92

Cat. No.	blood collection / urine vessels								-	cyto chambers
	+ 0701	+ 0716	+ 0716		+ 0716	+ 0716				
Carrier										
boring Ø x L in mm	14.6 x 78	17.6 x 78	17.6 x 78	14.6 x 78	17.6 x 78	17.6 x 78	13.5 x 78	17.6 x 71.5	26 x 78	-
vessels per rotor	40	28	28	40	28	28	28	16	8	4
Cat. No.	1741	1742	1742	1741	1742	1742	1739	1369⁴⁾	1745	1660

CYTO Cyto system available for this model. More information on page 180

2) Please note that the RCF values indicated refer only to rotor performance. The max. permissible RCF of tubes used should be verified with the individual manufacturers. The max. RCF for glass tubes annotated with footnote 2) is 4,000.
 4) Please remove the spacer.
 16) Packed in units of 10 pieces.
 20) Vacutainers made of glass may not be used.

SWING-OUT ROTOR, 4-PLACE | 1624



Rotor

max. RPM max. RCF	4,000 min ⁻¹ 1,968
max. capacity	48 x 4 ml
run-up run-down, braked in sec	22 25
angle max. noise level	90° 56 dB (A)
Cat. No.	1624



Bucket

Cat. No.	1366
-----------------	-------------



Vessels

capacity in ml	1.5	2.0	1	3	4
Ø x L in mm	11 x 38	11 x 38	6 x 45	10 x 60	12 x 60
max. RCF ²⁾	1,968	1,968	1,950	1,932	1,932
radius in mm	110	110	109	108	108
Cat. No.	microliter tubes	Rhesus	tubes²⁾		



Adapter

boring Ø x L in mm	11.5 x 38	11.5 x 38	6.5 x 23	10.5 x 23	12.5 x 44
vessels per rotor	36	36	120	48	48
Cat. No.	5277	5277	1357	1327	1326

SWING-OUT ROTOR, 4-PLACE | 1624



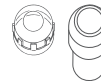
Rotor

max. RPM max. RCF	4,000 min ⁻¹ 2,665
max. capacity	4 x 100 ml
run-up run-down, braked in sec	22 25
angle max. noise level	90° 55 dB (A)
Cat. No.	1624



Bucket

Lid bioseal ⁵⁾	1492
Cat. No.	1481



Vessels

capacity in ml	0,5	1,5	2,0	1	3	5	6	7	9	15	25	50	85	100
Ø x L in mm	10.7 x 46	11 x 38	11 x 38	6 x 45	10 x 60	12 x 75	12 x 82	12 x 100	14 x 100	17 x 100	24 x 100	34 x 100	38 x 101	44 x 100
max. RCF ²⁾	2,379	2,451	2,451	2,594	2,630	2,558	2,558	2,558	2,540	2,540	2,433	2,415	2,612	2,558
radius in mm	133	135	135	145	147	141	141	141	142	142	136	135	146	143
Cat. No.	Pediatric	microtubes		Rhesus	tubes²⁾									



Adapter

boring Ø x L in mm	11.2 x 38	11.2 x 38	11.2 x 38	6.5 x 34	10.5 x 43	13.4 x 48	13.4 x 48	13.4 x 48	17.6 x 89	17.6 x 89	25.2 x 77	35.2 x 77	38.5 x 92	45.9 x 98	
vessels per rotor	20	20	20	108	36	20	20	20	16	16	4	4	4	4	
Cat. No.	1351	1351	1351	1339	1343	1383	1383	1383	1329	1329	1330	1331	1396	0761	

2) Please note that the RCF values indicated refer only to rotor performance. The max. permissible RCF of tubes used should be verified with the individual manufacturers. The max. RCF for glass tubes annotated with footnote 2) is 4,000.
 5) Tested by TÜV in conformity with DIN EN 61010, section 2-020.

— SWING-OUT ROTOR, 4-PLACE | 1624



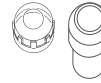
Rotor

max. RPM max. RCF	4,000 min ¹ 2,665
max. capacity	4x100 ml
run-up run-down, braked in sec	22 25
angle max. noise level	90° 55 dB (A)
Cat. No.	1624



Bucket

Lid bioseal ⁵⁾	1492
Cat. No.	1481



Vessels

capacity in ml	1.1–1.4	2.7–3	2.6–4.9	4–8.5	9–10	10	1.6–7	4–10	15	50	12	25	30	50	10
Ø x L in mm	8 x 66	11 x 66	13x65/90	15x75/92	16x92	15x102	13x75/100	16x75/100	17x120	29x115	17 x 100	25 x 90	25 x 110	29 x 115	16 x 80
max. RCF ²⁾	2,540	2,558	2,558	2,576	2,540	2,665	2,558	2,522	2,665	2,665	2,665	2,343	2,665	2,665	2,522
radius in mm	142	143	143	144	142	149	143	141	149	149	149	131	149	149	141
Cat. No.	blood collection / urine vessels								tubes with screw cap						



Adapter

boring Ø x L in mm	9x49	13.4x48	13.4x48	15.6x47	17.6x91	17.6x91	13.4x48	16.5x56	17x90	30x90	17x80	26x72	26x80	29.5x80	16.5x56
vessels per rotor	28	20	20	16	16	16	20	16	4	4	4	4	4	4	16
Cat. No.	1457	1383	1383	1459	1329	1329⁴⁾	1383	1348	1347	1384	6311	1363	1365	6318	1348

Vessels

capacity in ml	30	50	85	30
Ø x L in mm	26 x 95	29 x 107	38 x 106	44 x 105
max. RCF ²⁾	2,451	2,630	2,612	2,540
radius in mm	137	147	146	142
Cat. No.	tubes with screw cap			0534⁶⁾

chrome bath tubes



Adapter

boring Ø x L in mm	26x83	29x93	38.5x92	45.9x98
vessels per rotor	4	4	4	4
Cat. No.	4417	4416	1396	0765

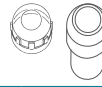
Spacer

2) Please note that the RCF values indicated refer only to rotor performance. The max. permissible RCF of tubes used should be verified with the individual manufacturers. The max. RCF for glass tubes annotated with footnote 2) is 4,000.
 3) When using these tubes, bucket 1490 cannot be closed with lid 1492.
 4) Please remove spacer.
 5) Tested by TÜV in conformity with DIN EN 61010, section 2-020.
 6) A rubber stopper for closing the tube for agitating or mixing is available under Cat. No. 0535. The tube may not be centrifuged with the stopper.

— SWING-OUT ROTOR, 4-PLACE | 1324



Rotor	
max. RPM max. RCF	4,000 min ⁻¹ 2,630
max. capacity	4 x 100 ml
run-up run-down, braked in sec	27 30
angle max. noise level	90° 55 dB (A)
Cat. No.	1324



Bucket	
Lid bioseal ⁵⁾	1492
Cat. No.	1490



Vessels															
capacity in ml	0.5	1.5	2.0	1	3	4	5	6	7	9	15	25	50	85	100
Ø x L in mm	10.7x46	11x38	11x38	6x45	10x60	10x88	12x75	12x82	12x100	14x100	17x100	24x100	34x100	38x101	44x100
max. RCF ²⁾	2,343	2,415	2,415	2,558	2,594	2,594	2,522	2,522	2,522	2,504	2,504	2,397	2,379	2,576	2,522
radius in mm	131	135	135	143	145	145	141	141	141	140	140	134	133	144	141
Cat. No.	Pediatric	microliter tubes			Rhesus tubes²⁾										

Adapter																
boring Ø x L in mm	11.2x38	11.2x38	11.2x38	6.5x34	10.5x43	10.5x43	13.4x48	13.4x48	13.4x48	17.6x91	17.6x91	25.2x87	35.2x87	38.5x92	45.9x100.5	
vessels per rotor	20	20	20	108	36	36	20	20	20	16	16	4	4	4	4	
Cat. No.	1351	1351	1351	1339	1343	1343	1383	1383	1383	1329	1329	1330	1331	1396	0761	

Vessels														
capacity in ml	1.1–1.4	2.6–3.4	4.9	2.7–3	4.5–5	4–5.5	7.5–8.2	9–10	10	1.6–5	4–7	4–7	8.5–10	15
Ø x L in mm	8 x 66	13x65	13x90	11x66	11x92	15x75	15x92	16x92	15x102	13x75	13x100	16x75	16x100	17x120
max. RCF ²⁾	2,540	2,522	2,522	2,522	2,522	2,540	2,540	2,504	2,630	2,522	2,522	2,486	2,486	2,630
radius in mm	142	141	141	141	141	142	142	140	147	141	141	139	139	147
Cat. No.	blood collection / urine vessels													

Adapter														
boring Ø x L in mm	9x47	13.4x45	13.4x45	13.4x45	13.4x45	15.6x47	15.6x47	17.6x91	17.6x91	13.4x45	13.4x45	16.5x56	16.5x56	17x90
vessels per rotor	28	20	20	20	20	16	16	16	16	20	20	16	16	4
Cat. No.	1457	1383	1383	1383	1383	1459	1459	1329	1329⁴⁾	1383	1383	1348	1348	1347

Vessels											
capacity in ml	15	50	12	25	30	50	10	30	50	85	30
Ø x L in mm	17x120	29 x 115	17 x 100	25 x 90	25 x 110	29 x 115	16 x 80	26 x 95	29x107	38x106	44x105
max. RCF ²⁾	2,630	2,630	2,630	2,308	2,630	2,630	2,486	2,415	2,594	2,576	2,504
radius in mm	147	147	147	129	147	147	139	135	145	144	140
Cat. No.	tubes with screw cap										0534⁶⁾

Adapter											
boring Ø x L in mm	17x107	30x90	17x80	26x72	26x80	29.5x80	16.5x56	26x83	29x93	38.5x92	45.9x100.5
vessels per rotor	12	4	4	4	4	4	16	4	4	4	4
Cat. No.	1356	1384	6311	1363	1365	6318	1348	4417	4416	1396	0765

— SWING-OUT ROTOR, 4-PLACE | 1324



Rotor

max. RPM max. RCF	4,000 min ⁻¹ 2,612
max. capacity	4 x 50 ml
run-up run-down, braked in sec	27 30
angle	90° 56 dB (A)
Cat. No.	1324



Bucket

Cat. No.	1398
-----------------	-------------



Vessels

capacity in ml	5	6	7	9	15	2.6-3.4	2.7-3	4.5-5	4.9	9-10	10	1.6-5	4-7	4-7
Ø x L in mm	12x75	12x82	12x100	14x100	17x100	13x65	11x66	11x92	13x90	16x92	15x102	13x75	13x100	16x75
max. RCF ²⁾	2,486	2,486	2,486	2,522	2,522	2,486	2,486	2,486	2,486	2,522	2,522	2,486	2,486	2,397
radius in mm	139	139	139	141	141	139	139	139	139	141	141	139	139	134
Cat. No.	tubes²⁾					blood collection / urine vessels								



Adapter

boring Ø x L in mm	13.4x57.5	13.4x57.5	13.4x57.5	17.5x81	17.5x81	13.4x57.5	13.4x57.5	13.4x57.5	13.4x57.5	17.5x81	17.5x81	13.4x57.5	13.4x57.5	17.5x81	+ 0716
vessels per rotor	20	20	20	16	16	20	20	20	20	16	16	20	20	16	
Cat. No.	1486	1486	1486	1482A	1482A	1486	1486	1486	1486	1482A	1482A	1486	1486	1482A	

Vessels

capacity in ml	15	50	12	50
Ø x L in mm	17 x 120	29 x 115	17 x 100	29 x 115
max. RCF ²⁾	2,612	2,576	2,522	2,576
radius in mm	146	144	141	144
Cat. No.	tubes with screw cap			



Adapter

boring Ø x L in mm	17x100	30x98	17.5x81	30x98
vessels per rotor	16	4	16	4
Cat. No.	1483A	1484	1482A	1484⁴⁾

2) Please note that the RCF values indicated refer only to rotor performance. The max. permissible RCF of tubes used should be verified with the individual manufacturers.
 The max. RCF for glass tubes annotated with footnote 2) is 4,000.
 4) Please remove spacer.

— SWING-OUT ROTOR, 6-PLACE | 1619



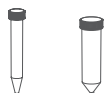
Rotor

max. RPM max. RCF	4,000 min ⁻¹ 2,701
max. capacity	6 x 50 ml
run-up run-down, braked in sec	22 25
angle max. noise level	90° 54 dB (A)
Cat. No.	1619



Vessels

capacity in ml	15	50
∅ x L in mm	17 x 120	29 x 115
max. RCF ²⁾	2,701	2,701
radius in mm	151	151



Cat. No.	tubes with screw cap	
-----------------	-----------------------------	--



Adapter

boring ∅ x L in mm	17 x 84	30 x 87.5
vessels per rotor	6	6
Cat. No.	1462-A	-



— SWING-OUT ROTOR, 8-PLACE | 1617



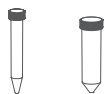
Rotor

max. RPM max. RCF	4,000 min ⁻¹ 2,469
max. capacity	8 x 50 ml
run-up run-down, braked in sec	22 25
angle max. noise level	45° 53 dB (A)
Cat. No.	1617



Vessels

capacity in ml	15	50
∅ x L in mm	17 x 120	29 x 115
max. RCF ²⁾	2,469	2,469
radius in mm	138	138



Cat. No.	tubes with screw cap	
-----------------	-----------------------------	--



Adapter

boring ∅ x L in mm	17 x 84	30 x 94.5
vessels per rotor	8	8
Cat. No.	1462-A	-



2) Please note that the RCF values indicated refer only to rotor performance. The max. permissible RCF of tubes used should be verified with the individual manufacturers. The max. RCF for glass tubes annotated with footnote 2) is 4,000.

SWING-OUT ROTOR, 8-PLACE | 1611



Rotor	
max. RPM max. RCF	4,000 min ⁻¹ 2,415
max. capacity	8 x 15 ml
run-up run-down, braked in sec	22 25
angle max. noise level	90° 53 dB (A)
Cat. No.	1611

Vessels																
capacity in ml		5	6	7	10	15	2.6-3.4	2.7-3	4-5.5	4.5-5	7.5-8.2	1.6-5	4-7	4-7	8.5-10	
Ø x L in mm		12/13x75	12x82	12x100	13x100	17x100	13x65	11x66	15x75	11x92	15x92	13x75	13x100	16x75	16x100	
max. RCF ²⁾		1,914	1,914	2,415	2,415	2,415	1,914	1,914	1,914	2,415	2,415	1,914	2,415	1,914	2,415	
radius in mm		107	107	135	135	135	107	107	107	135	135	107	135	107	135	
Cat. No.		tubes²⁾					blood collection / urine vessels									

Bucket															
boring Ø x L in mm		13x53	13x53	13.2x81	13.2x81	17.5x81	13 x 53	13 x 53	17.5 x 53	13.2 x 81	17.5 x 81	13 x 53	13.2 x 81	17.5 x 53	17.5 x 81
vessels per rotor		8	8	8	8	8	8	8	8	8	8	8	8	8	8
Cat. No.		1131-A	1131-A	1643	1643	1644	1131-A	1131-A	1132-A	1643	1644	1131-A	1643	1132-A	1644

SWING-OUT ROTOR, 12-PLACE | 1628



Rotor	
max. RPM max. RCF	4,000 min ⁻¹ 2,683
max. capacity	12 x 15 ml
run-up run-down, braked in sec	22 25
angle max. noise level	55° / 60° / 80° 52 dB (A)
Cat. No.	1628

Vessels											
capacity in ml		5	15	2.6-3.4	2.7-3	4-5.5	7.5-8.2	1.6-5	4-7	8.5-10	
Ø x L in mm		12/13x75	17x100	13x65	11x66	15x75	15x92	13x75	16x75	16x100	
max. RCF ²⁾		2,236	2,683	2,236	2,236	2,254	2,683	2,236	2,254	2,683	
radius in mm		125	150	125	125	126	150	125	126	150	
Cat. No.		tubes²⁾		blood collection / urine vessels							

Bucket										
boring Ø x L in mm		13.2x53	17.5x79	13.2x53	13.2x53	17.5x53	17.5x79	13.2x53	17.5x53	17.5x79
vessels per rotor		12	12	12	12	12	12	12	12	12
Cat. No.		1127-A	1621	1127-A	1127-A	1122	1621	1127-A	1122	1621

2) Please note that the RCF values indicated refer only to rotor performance. The max. permissible RCF of tubes used should be verified with the individual manufacturers. The max. RCF for glass tubes annotated with footnote 2) is 4,000.

— ANGLE ROTOR, 8-PLACE | 1418



Rotor

max. RPM max. RCF	4,000 min ⁻¹ 2,612
max. capacity	8 x 50 ml
run-up run-down, braked in sec	36 43
angle max. noise level	45° 53 dB (A)
Cat. No.	1418



Vessels

capacity in ml	5	12	1.1-1.4	2.6-3.4	2.7-3	9-10	1.6-5	15	50	15	50	50
Ø x L in mm	12 x 75	17 x 100	8 x 66	13 x 65	11 x 66	16 x 92	13 x 75	17 x 120	29 x 115	17 x 100	29 x 115	29 x 107
max. RCF ²⁾	2,182	2,540	2,182	2,182	2,182	2,540	2,182	2,594	2,486	2,540	2,486	2,486
radius in mm	122	142	122	122	122	142	122	145	139	142	139	139

Cat. No.	tubes ²⁾		blood collection / urine vessels				tubes with screw cap					
	+ 1054-A	+ 0716	+ 1054-A	+ 1054-A	+ 1054-A	+ 0716	+ 1054-A	+ E2109	+ E2110-A	+ 0716		
Carrier												
boring Ø x L in mm	17.4 x 91	17.4 x 91	17.4 x 91	17.4 x 91	17.4 x 91	17.4 x 91	17.4 x 91	17.4 x 91	30.2 x 92	17.4 x 91	30.2 x 92	30.2 x 92
vessels per rotor	32	32	32	32	32	32	32	32	8	32	8	8
Cat. No.	1467	1467	1467	1467	1467	1467	1467	1467	1468	1467	1468	1468

2) Please note that the RCF values indicated refer only to rotor performance. The max. permissible RCF of tubes used should be verified with the individual manufacturers. The max. RCF for glass tubes annotated with footnote 2) is 4,000.

— ANGLE ROTOR, 6-PLACE | 1620A



Rotor

max. RPM max. RCF	6,000 min ⁻¹ 4,226
max. capacity	6 x 85 ml
run-up run-down, braked in sec	19 22
angle max. noise level	35° 53 dB (A)
Cat. No.	1620A



Vessels

capacity in ml	0.5	1.5	2.0	3	15	50	94	7.5 – 8.2	9 – 10	10	8.5 – 10	15	50	50	10
Ø x L in mm	10.7 x 46	11 x 38	11 x 38	10 x 60	17 x 100	34 x 100	38 x 102	15 x 92	16 x 92	15 x 102	16 x 100	17 x 120	29 x 115	29 x 115	16 x 80
max. RCF ²⁾	4,105	4,105	4,105	4,105	3,904	4,146	4,226	3,904	3,904	3,904	3,904	3,985	3,985	3,985	3,904
radius in mm	102	102	102	102	97	103	105	97	97	97	97	99	99	99	97
Cat. No.	Pediatric	microliter tubes			tubes²⁾			blood collection / urine vessels				tubes with screw cap			



Adapter

boring Ø x L in mm	11.4 x 39	11.4 x 39	11.4 x 39	11.4 x 39	17.5 x 91.5	35 x 89.3	38.6 x 90.2	17.5 x 91.5	17.5 x 91.5	17.5 x 91.5	17.5 x 91.5	17 x 106	29.8 x 96.7	-	16.5 x 74	16.5 x 74
vessels per rotor	24	24	24	24	6	6	6	6	6	6	6	6	3	6	12	12
Cat. No.	1449	1449	1449	1449	1451	1463	-	1451	1451	1451	1451	1466	1454	1646⁸⁾	1448	1448

Vessels

capacity in ml	30	50	85
Ø x L in mm	26 x 95	29 x 107	38 x 106
max. RCF ²⁾	3,824	4,025	4,226
radius in mm	95	100	105
Cat. No.	tubes with screw cap		

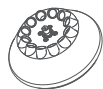


Adapter

boring Ø x L in mm	26 x 85	29 x 92	38.6 x 90.2
vessels per rotor	6	6	6
Cat. No.	1447	1446	-

2) Please note that the RCF values indicated refer only to rotor performance. The max. permissible RCF of tubes used should be verified with the individual manufacturers.
 The max. RCF for glass tubes annotated with footnote 2) is 4,000.
 8) Adapter (Set), 6-place: for conical 50 ml tubes with screw cap.

— ANGLE ROTOR, 12-PLACE | 1613



Rotor

max. RPM max. RCF	6,000 min ⁻¹ 4,146
max. capacity	12 x 15 ml
run-up run-down, braked in sec	13 15
angle max. noise level	35° 55 dB (A)
Cat. No.	1613



Vessels

capacity in ml	0.5	4	5	6	15	1.1-1.4	2.6-3.4	2.7-3	4.5-5	4.9	7.5-8.2	9-10	10
Ø x L in mm	10.7 x 46	10 x 88	12/13 x 75	12 x 82	17 x 100	8 x 66	13 x 65	11 x 66	11 x 92	13 x 90	15 x 92	16 x 92	15 x 102
max. RCF ²⁾	2,777	3,502	3,300	3,300	4,146	3,300	3,300	3,300	4,146	4,146	4,146	4,146	4,146
radius in mm	69	87	82	82	103	82	82	82	103	103	103	103	103
Cat. No.	Pediatric	tubes²⁾				blood collection / urine vessels							



Adapter

boring Ø x L in mm	11x35	11.5x67.5	13.5x60	13.5x60	17.7x88	13.5x60	13.5x60	13.5x60	17.7x88	17.7x88	17.7x88	17.7x88	17.7x88
vessels per rotor	12	12	12	12	12	12	12	12	12	12	12	12	12
Cat. No.	2 x 1063-6 (6 pcs.)	6305	1054-A	1054-A	-	1054-A	1054-A	1054-A	-	-	-	-	-

Vessels

capacity in ml	1.6-5	8	8.5-10	15
Ø x L in mm	13 x 75	16 x 125	16 x 100	17 x 120
max. RCF ²⁾	3,300	4,146	4,146	4,146
radius in mm	82	103	103	103
Cat. No.	blood collection / urine vessels		-	



Adapter

boring Ø x L in mm	13.5x60	17.7x88	17.7x88	17.7x88
vessels per rotor	12	6	12	6
Cat. No.	1054-A	-	-	-

2) Please note that the RCF values indicated refer only to rotor performance. The max. permissible RCF of tubes used should be verified with the individual manufacturers. The max. RCF for glass tubes annotated with footnote 2) is 4,000.

CERTIFICATIONS / REGISTRATIONS

Product certification:



Product registration:



according to regulation (EU) 2017/746

Company certifications:



DIMENSIONS

